

3 Mega Pixel lens

Xenoplan 1.4/17

In accordance with the sensitivity of modern 2 / 3" CCD and CMOS sensors, the 3 megapixel lenses are corrected and broadband-coated for the spectral range of 400 – 1000 nm (VIS + NIR). Even under production and / or extreme conditions, the robust mechanical design with lockable focus and iris setting mechanism guarantees reliable continuous use in which the set optical parameters remain in place.



Xenoplan 1.4/17

Key Features

- High-resolution optics
- Highest optical imaging performance even with smallest pixel sizes
- Broadband coating (400 - 1000 nm)
- Compact and low weight
- Vibration insensitivity for stable imaging performance
- Focus and iris setting lockable

Applications

- Machine Vision and other imaging applications
- 3D measurement
- Traffic
- Medical
- Robot vision
- Food processing

Technical Specifications

F-number	1.4
Focal length	17.6 mm
Image circle	11 mm
Transmission	400 - 1000 nm
Interface	C-Mount
Weight	85 gr.
Option	Optical filter

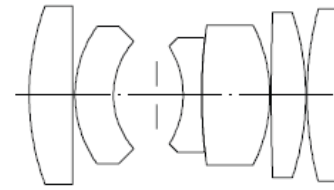
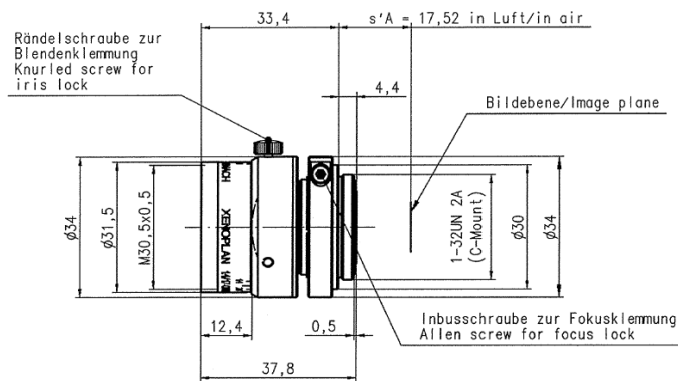
Contact

Jos. Schneider Optische Werke GmbH
 Ringstraße 132
 55543 Bad Kreuznach
 Germany
 Phone +49 671 601-387
 Fax +49 671 601-286
www.schneiderkreuznach.com/industrialoptics
industrie@schneiderkreuznach.com

Schneider Asia Pacific Ltd.
 20/F Central Tower, 28 Queen's Road
 Central, Hong Kong
 China
 Phone +852 8302 0301
 Fax +852 8302 4722
www.schneider-asiapacific.com
info@schneider-asiapacific.com

Schneider Optics Inc.
 285 Oser Ave.
 Hauppauge, NY 11788
 USA
 Phone +1 631 761-5000
 Fax +1 631 761-5090
www.schneideroptics.com/industrial
industrial@schneideroptics.com

Xenoplan 1.4/17



XENOPLAN 1.4/17MM

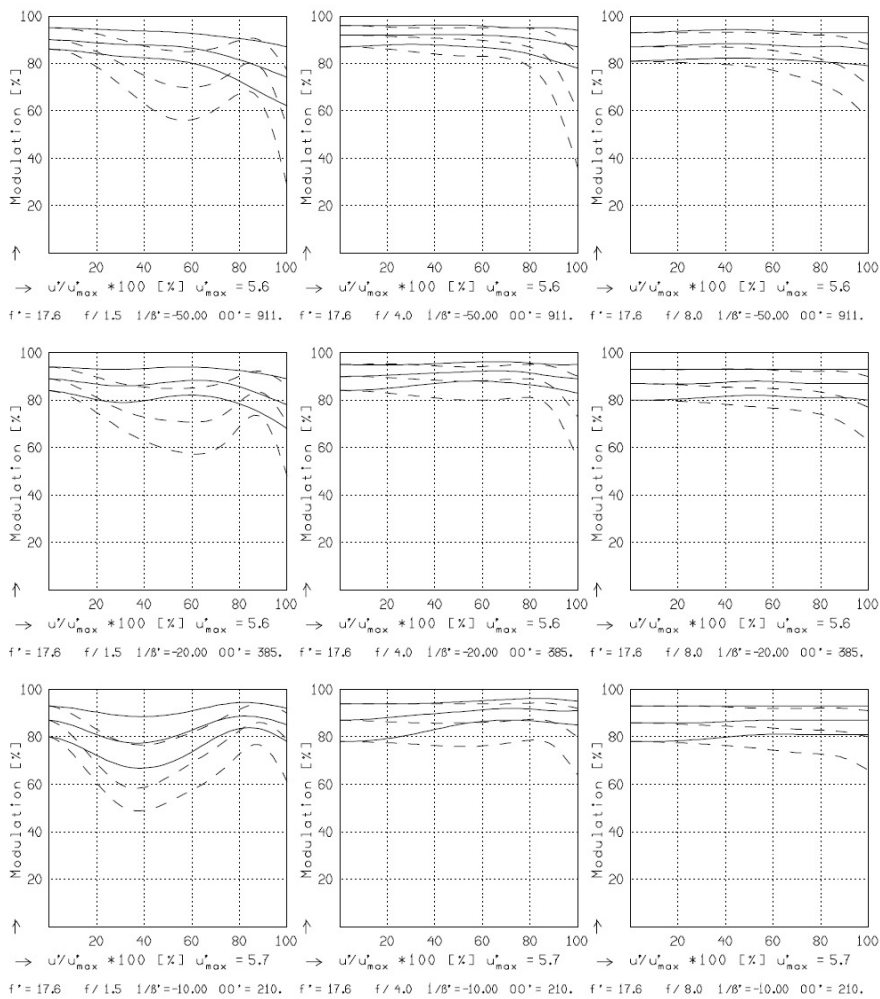
f^*	= 17,6 mm	β_p	= 2,975
s_F	= 6,1 mm	s_{EP}	= 12,0 mm
s_F^*	= 13,2 mm	s_{AP}	= -39,1 mm
HH^*	= -3,2 mm	Σd	= 24,9 mm

XENOPLAN 1.4/17MM

MODULATION with reference to the relative image height

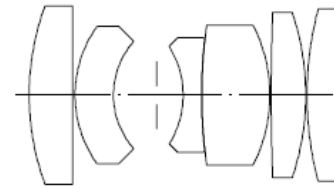
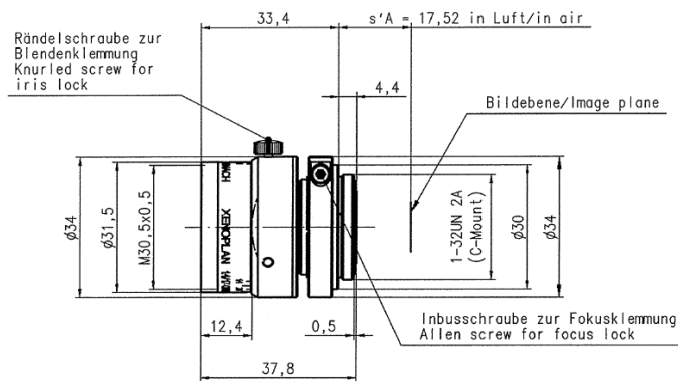
Wavelength λ	[nm]	555	655	605	505	455	405
Spectral weighting	[%]	19,6	23,7	22,2	15,7	12,1	6,7
Spatial frequency R	[1/mm]	10	20	30			
Format	[mm X mm]	6,6	X	8,8			
Diagonal $2u'$	[mm]	11,0					

radial —
tangential - -



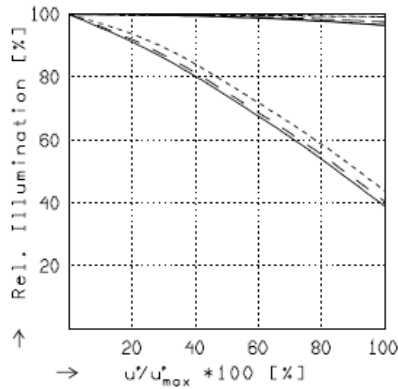
Focusing : MTF_{max} at $f / 1.4$, $R = 30$ 1/mm. $u'/u'_{max} = 0$

Xenoplan 1.4/17



XENOPLAN 1.4/17MM

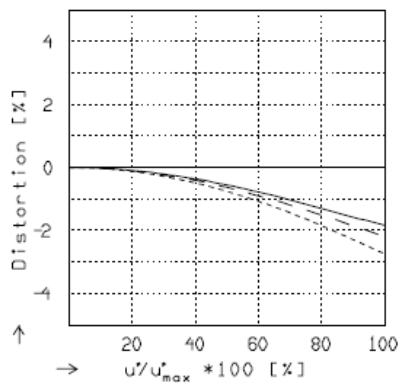
f^* = 17,6 mm	β_p = 2.975
s_F = 6,1 mm	s_{EP} = 12,0 mm
s_{F^*} = 13,2 mm	s_{AP} = -39,1 mm
HH^* = -3,2 mm	Σd = 24,9 mm



RELATIVE ILLUMINATION

The relative illumination is shown for the given focal distances or magnifications.

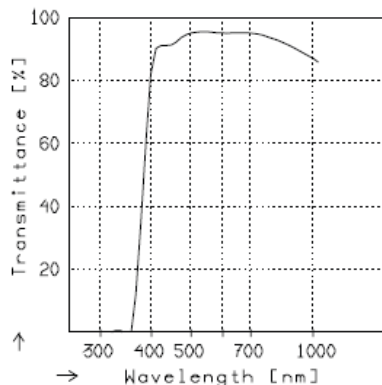
	$f / 1.5$	$f / 4.0$	$f / 8.0$
— $\beta' = -0.0200$	$u_{max}^* = 5.5$	$00' = 911.$	
- - $\beta' = -0.0500$	$u_{max}^* = 5.5$	$00' = 384.$	
- - - $\beta' = -0.1000$	$u_{max}^* = 5.5$	$00' = 209.$	



DISTORTION

Distortion is shown for the given focal distances or magnifications. Positive values indicate pincushion distortion and negative values barrel distortion.

— $\beta' = -0.0200$	$u_{max}^* = 5.5$	$00' = 911.$
- - $\beta' = -0.0500$	$u_{max}^* = 5.5$	$00' = 384.$
- - - $\beta' = -0.1000$	$u_{max}^* = 5.5$	$00' = 209.$



TRANSMITTANCE

Relative spectral transmittance is shown with reference to wavelength.