



OPTO ENGINEERING

EL5MP0656 | DATASHEET

5 MP fixel focal lens with liquid lens technology, focal length 6 mm, $f/5.6$, C-mount



SPECIFICATIONS

Optical specifications

Focal length	(mm)	6
Magnification ¹	(x)	0.084
Image circle	(mm)	8.9
Max sensor size		1/1.8"
WD range ²	(m)	60 - inf
f/N		5.6
Back focal length	(mm)	7.9
Distortion ³	(%)	< 4.0

Liquid lens specifications

Liquid lens model	Optotune EL-3-10
Temperature sensor	Yes
Focal power mode	Yes
Response time	(ms) 1.0
Setting time	(ms) 4.0
Current range	(mA) -120 to +120
Lifecycles (10%-90% sinusoidal)	>1,000,000,000
Connector	HR10A-7R-6PB

Mechanical specifications

Mount	C
Filter thread	M30.5 x 0.5
Length ⁴	(mm) 40.9
Outer Diameter	(mm) 33.0
Mass	(g) 87.0

KEY ADVANTAGES

Precise and quick autofocus

Electronically driven liquid lenses allow for extremely fast and precise changes of focus

Easy installation

Optotune[®] liquid lenses are integrated in the optics for a ready-to-use solution

Excellent accuracy

High repeatability enhanced by a precise thermal calibration algorithm

Robust design

Lifetime guaranteed for over 1 billion cycles

The EL5MP series are 5 MP fixed focal length optics for sensors up to 2/3" with integrated Optotune[®] liquid lens technology.

Environment

Operating temperature	(°C)	0-40
Storage temperature	(°C)	0-50
Operating relative humidity	(%)	20-85, non condensing
Installation		Indoor use only

¹ Calculated at minimum working distance

² Working distance: distance between the front end of the mechanics and the object

³ Percent deviation of the real image compared to an ideal, undistorted image

⁴ Measured from the front end of the mechanics to the camera flange at infinite focusing

ANGLE OF VIEW

Sensors	Diagonal (°)
1/3" (4.8 x 3.6 mm x mm)	54.0
1/2" (6.4 x 4.8 mm x mm)	74.5
2/3" (8.5 x 7.1 mm x mm)	-

FIELD OF VIEW AT MINIMUM WORKING DISTANCE

Sensors	(mm x mm)
1/3" (4.8 x 3.6 mm x mm)	57.1 x 42.9
1/2" (6.4 x 4.8 mm x mm)	84.9 x 63.5
2/3" (8.5 x 7.1 mm x mm)	-

COMPATIBLE PRODUCTS

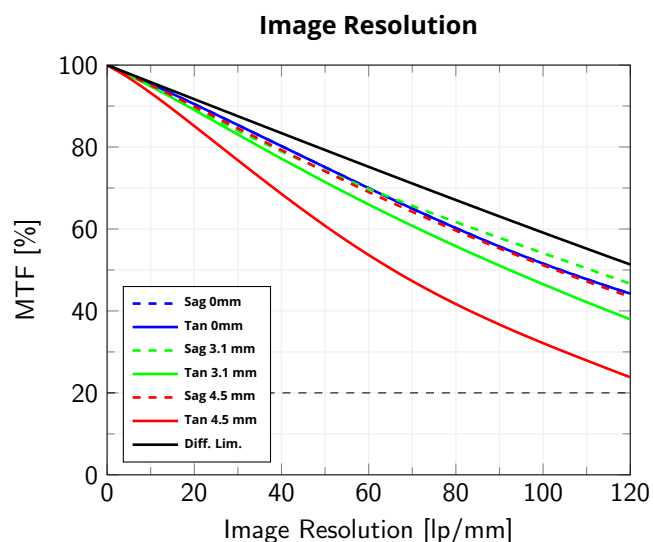
Full list of compatible products available [here](#).



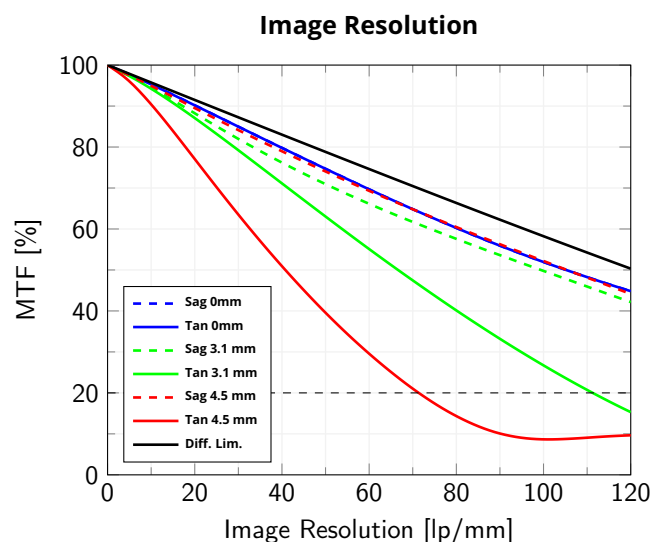
All product specifications and data are subject to change without notice to improve reliability, functionality, design or for innovative machine vision components only. Data are reported by design, actual lens performance may vary due to manufacturing tolerances.

IMAGE RESOLUTION AT 1 M WORKING DISTANCE

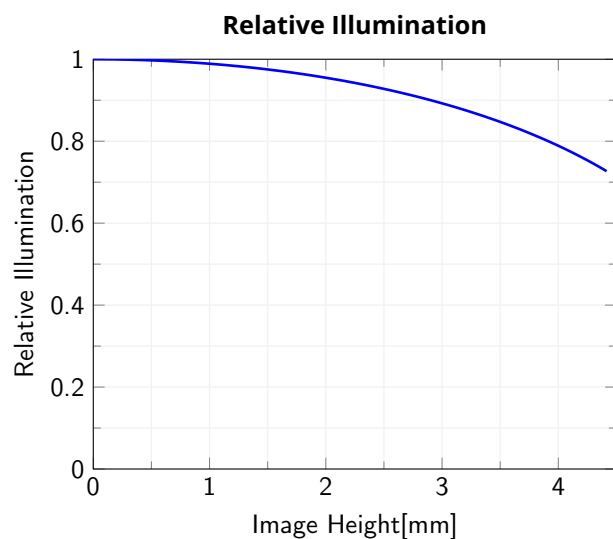
IMAGE RESOLUTION AT MINIMUM WORKING DISTANCE



Modulation Transfer Function (MTF) vs. Image Resolution, wavelength range 486 nm - 656 nm, at 1 m working distance



Modulation Transfer Function (MTF) vs. Image Resolution, wavelength range 486 nm - 656 nm, at minimum working distance



Relative illumination vs. Image Field Height, from the optical axis to the maximum image height at maximum aperture

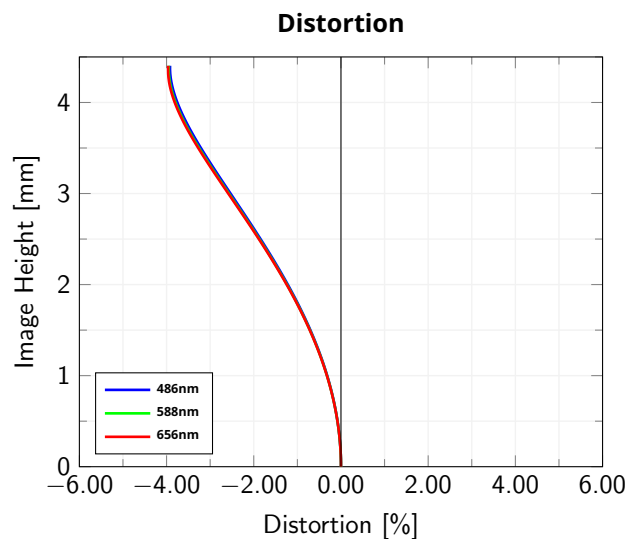
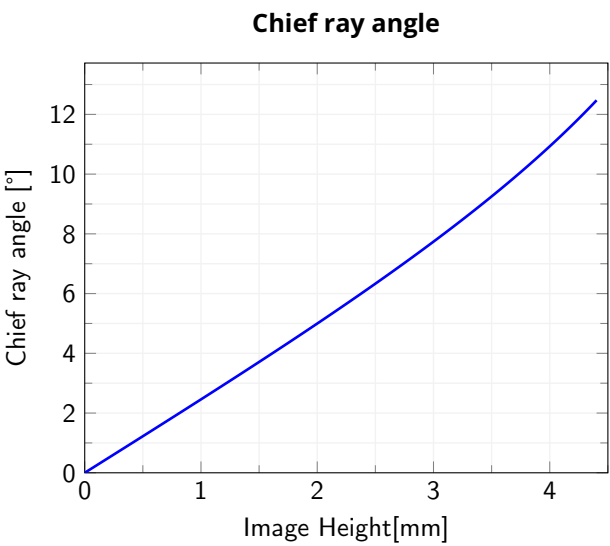
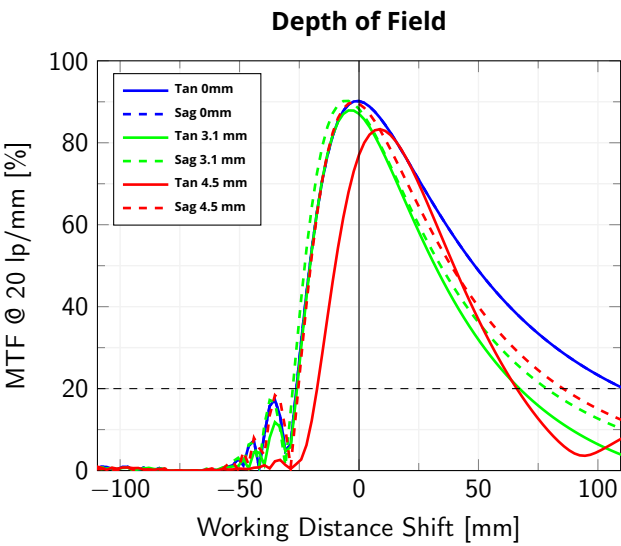


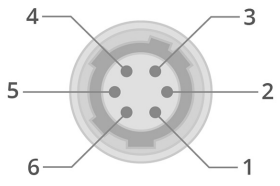
Image Field Height vs. Distortion, from the optical axis to the maximum image height



Modulation Transfer Function (MTF) @ 20 lp/mm vs. Working Distance Shift from the best focus at minimum working distance, wavelength range 486 nm - 656 nm


Chief ray angle vs. Image Field Height, from the optical axis to the maximum image height at maximum aperture

CONNECTOR PINOUT



Device side

Pin	Description
1	Control current +
2	Control current -
3	GND
4	Power
5	I ² C SCL
6	I ² C SDA



ATTENTION: observe precaution for handling.
Electrostatic sensitive device

All product specifications and data are subject to change without notice to improve reliability, functionality, design or other. Photos and pictures are for illustration purposes only. Data are reported by design, actual lens performance may vary due to manufacturing tolerances.