

PRODUCT SPECIFICATION:

A74-7089[8].006


(WON 150316) Initial Issue

CONSISTING OF DOCUMENTS:

| QTY | QTY UNIT | SPECIFICATION |
|-----|----------|------------------------------------|
| 1 | PC | P74-7089[8].004 |
| 1 | PC | LPR 0000(USB 3 AM-MicM).000 |
| 1 | PC | ATR 0000.003 |
| 1 | PC | ETR 0901.002 |



L(Length in meter)As per Customer Requirements (max. 8M recommended)



RoHS COMPLIANT

This document is the property of Alysium-Tech. It must not be copied or otherwise disclosed without prior written consent



BILL OF MATERIALS

| Item | Description |
|------|---|
| 1 | A+ USB A 3.0 (OD7.3 Die Cast Threaded) |
| 2 | MCD-USB-211, [OD = 7.3mm] <BLACK> UL 20276, STP#23, 1xUSB2 UTP#24, 2C#24 (Min. Static Bending Radius = 125mm) |
| 3 | A+ USB MicB 3.0 sl (OD7.3 Die Cast) |
| 4 | USB A 3.0 (Die Cast) sl Bracket (Refer to Accessories Details) |

TEST SPECIFICATION

Electrical Test (Continuity, Insulation Resistance, Conductance Test)

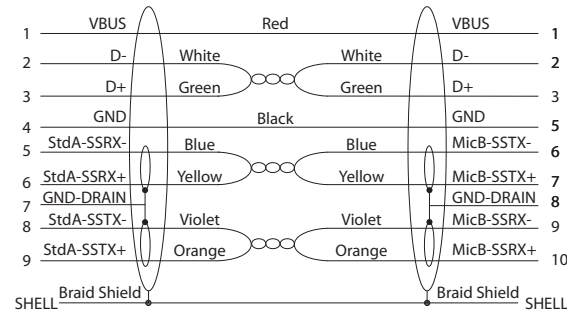
For Assembly Length < 20m

- 1) Voltage = 300VDC,
- 2) Insulation Resistance = 20MΩ
- 3) Conductance = 3Ω

For Assembly Length ≥ 20m

- 1) Voltage = 500VDC,
- 2) Insulation Resistance = 20MΩ
- 3) Conductance = 5Ω

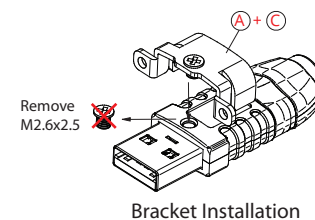
WIRING DIAGRAM



ACCESSORIES DETAILS

This Assembly/ Item ④ inclusive of accessories as per below shown:

- A) Metal Sheet Bracket for USB A 3.0 (1pc)
- B) M2 Thumb Screw (2pcs)
- C) M2.5x3.0 Flat Head Screw (Pre-Installed in Metal Sheet Bracket) (1pc)

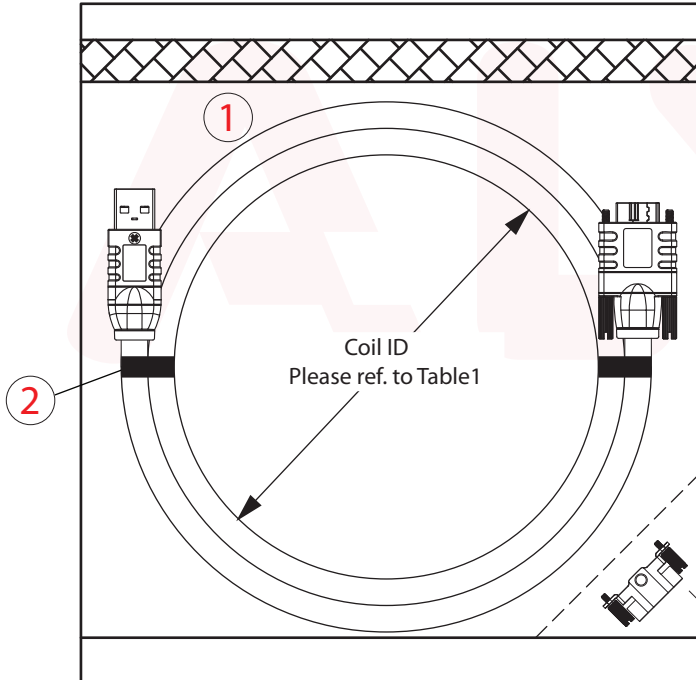


Bracket Installation



Heat Sealed PE Bag Packaging

Cable Assembly Example:



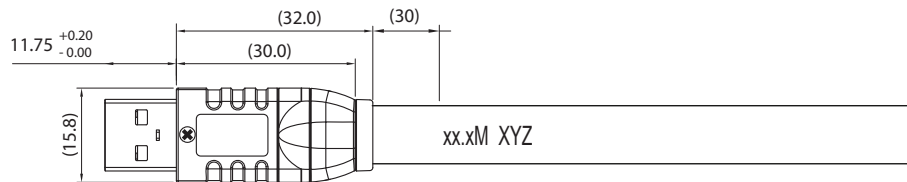
Packaging Content:

- 1) Basic Assembly x1
- 2) Magic Tie/ Cable Tie x2
- 3) Accessories
-USB A 2.0/ 3.0 Locking Bracket x1 + Thumbscrew x2 + Flat head Screw x1
- 4) White Pad Print on Cable

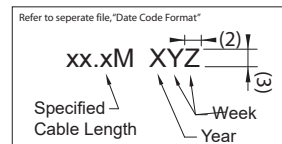
Table 1: Assembly Coiling Inner Diameter Unless Otherwise Specified


| Type of Cable [Jacket OD(mm)] | Coil ID (mm) |
|-------------------------------|--------------|
| Default | 150 |
| MCD-USB-211[7.3] | 250 |
| MCD-USB-213[7.4] | 250 |
| MCD-USB-209B[7.4] | 250 |
| A87-3502[9.45] | 250 |
| | |
| | |
| | |
| | |
| | |

Cable Label Guideline



PAD PRINT <WHITE>



| Test Equipment | Test Procedure | Acceptable Pass Criteria |
|--|--|---|
| <p>PassMark USB 3.0 Loop Back Plug Tester Model: PMUSB03</p>  | <p>No errors displayed or counted in the interface.</p> <p>Speed should always be 5Gb/s and the voltage should be around 5V with a tolerance of ± 50 mV.</p> <p>Test duration must be set to 0.5 min.</p> | <p>The superspeed values for READ and WRITE speed should be above 2000Mb/s or 200MB/s.</p> <p>When the assemblies are connected with the loopback device with the CPU, the interface of software will detect super speed and can run up to 30s cycle time. Only then the assemblies are categorized as PASS.</p> <p>But, if the interface of the software only detects high speed, then the assemblies are automatically categorized as FAIL.</p> |

Note:

The above test is applicable only for USB 3 cable assembly USB A 3.0 TO USB Micro B 3.0 only.

Sampling Size:

100% Check

Electrical Test Criteria

- 1) Open/Short circuit
- 2) Intermittent
- 3) Insulation Resistance

Hi Pot Tester Model

CT-8681N (ATPN : ETE 0900)

Measurement Parameters

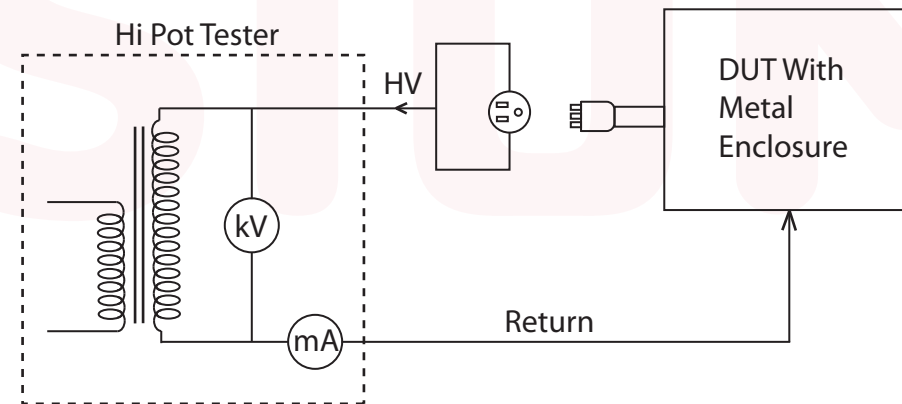
Voltage = 300VDC,

Insulation Resistance > 20M Ohm,

Time = 0.1s

Sampling size

100% Check



Simulated Line Leakage Diagram