

❖ **TM-1405GE/TMC-1405GE** Progressive Scan CCD



- *1/2" progressive scan IT CCD (ICX205AL/ICX205AK)*
- *1392(H) x 1040(V) @ 30 fps*
- *4.65 μ m square pixels*
- *Compact 51 x 51 x 84 mm housing*
- *High speed point-to-point connection, up to 1Gbps*
- *Gigabit Ethernet output (8-bit/10-bit selectable)*
- *Maximum dynamic range control through built-in look-up table (8-bit only)*
- *User-definable variable partial scan*
- *PW controlled or fixed electronic shutter to 1/21,000 sec.*
- *Asynchronous reset, no-delay shutter*
- *Extensive software developer's kit (SDK)*
- *Monochrome or color*

GigETM
VISION

Specifications for TM-1405GE/TMC-1405GE

Specifications		TM-1405GE/TMC-1405GE
Sensor		1/2" progressive scan interline transfer CCD
Active area		6.47mm x 4.84mm
Active pixels		1392 (H) x 1040 (V)
Cell size		4.65 μm x 4.65 μm
Readout mode		1392 (H) x 1040 (V) @ 30 Hz User-definable partial scan
Synchronization		Internal/External auto switch HD/VD, 4.0 Vp-p impedance 4.7K Ω VD= 30 Hz ± 2%, non-interlace HD=31.09 kHz ± 2%
Pixel clock		50.00 MHz
S/N ratio		>51 dB min.
Sensitivity	Mono Color	0.8 lux f=1.4 (no shutter) @ 30 fps, 6.0 lux f=1.4 (no shutter) @ 30 fps
Video output		Gigabit Ethernet (8-bit/10-bit)
Color (RMC/TMC-1405 only)		Raw Bayer output for host-based interpolation
Gamma		Programmable LUT (Gamma 1.0 std)
Shutter speed (programmable)		1/30 to 1/21,000 in increments of 32.16 μs
Lens mount		C-mount (use 1/2" format lenses)
Power		12V DC ± 10%, 420 mA (typical at 25° C)
Operating temperature		-10° C to 50° C
Vibration		7 Grms (10 Hz to 2000 Hz) Random
Shock		70 G, 11 ms, half-sine
Dimensions (H x W x L)		51 mm x 51 mm x 84 mm
Weight		212 g (without tripod)

GUI Interface

A user-friendly graphical user interface (GUI), provided as part of the camera's extensive software development kit (SDK), allows users to control various camera functions, including:

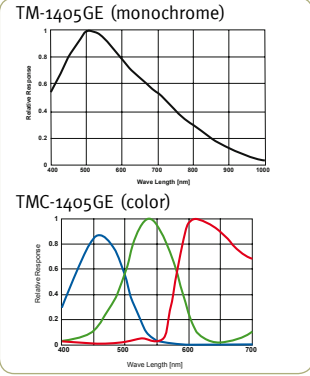
- Shutter control for manual async. and pulse width control
- Gain control
- A/D reference voltage control
- Save settings
- Load settings
- Report settings
- LUT setting and graphic display
- Scanning mode selection and Option selections



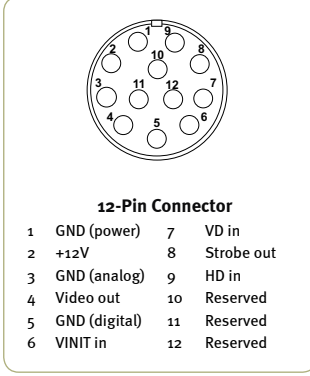
The SDK also provides functions for controlling the grabbing of images, and configuring local I/Os, by means of an integrated API and a set of powerful C++ classes. Changes in the camera's acquisition modes automatically update the API for easy image acquisition. CPU usage is only a few percent, thanks to the TCP/IP offload engine.

Software available for download at www.jai.com

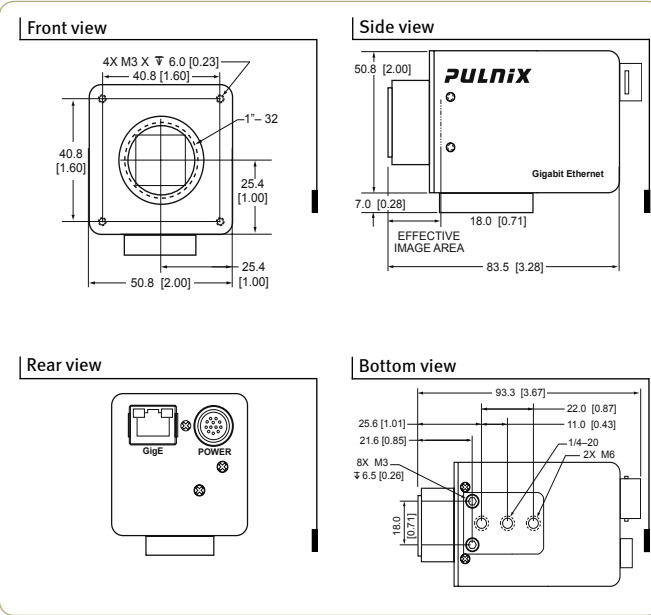
Spectral Response



Connector Pin-out



Dimensions



Ordering Information

Camera	
Lead Processing	TM-1405GE (mono), TMC-1405GE (color)
RoHS Compliant	RM-1405GE (mono), RMC-1405GE (color)
Optional Functions	
Internal IR Filter Added	OP3-1
Optical Filter Removal	OP3-2
Configure to 15 fps	OP7-5
Ultraviolet Imager	OP21-1UV (monochrome only)
Optional Accessories (must be ordered separately)	
Power Cable	12P-02S
Power Supply	PD-12UUP series (includes power connector)

Europe, Middle East & Africa
Phone +45 4457 8888
Fax +45 4491 8880

Asia Pacific
Phone +81 45 440 0154
Fax +81 45 440 0166

Americas
Phone (Toll-Free) 1 800 445 5444
Phone +1 408 383 0300

Visit our web site on www.jai.com

See the possibilities

