

# High-Speed, High-Resolution Industrial Camera Technology

## IC-X25S-CXP

25MP @ 72 FPS

**CoaXPress**



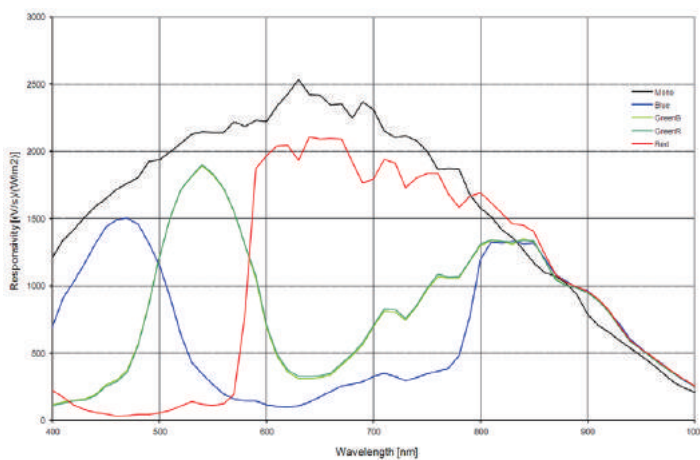
- 25 Mega Pixels @ 72 fps
- Resolution 5120 x 5120
- Global Shutter 1usec~10sec
- Optimized PRNU / DP Correction
- 2 User Areas for Calibration Storage
- CXP-6, Four (4) Channel
- True 8/10 Bit Data Output
- Exposure / Strobe Delay
- GenICam, PoCXP Support
- F / M42 / M58 / M72 / LM-Mount

## Specifications

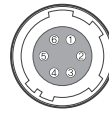
Sensor	High Speed CMOS Image Sensor - ONSEMI VITA25K
Resolution	5120(H) x 5120(V) Active Pixels
Pixel Size	4.5µm(H) x 4.5µm(V)
Frame Rate	72.7Hz @ 8Bit CXP-6 4CH
Active Area Size	Diameter 35mm, 23.04mm(H) x 23.04mm(V)
Output Format	8 /10Bit, Monochrome / Bayer Color (RGGB)
CoaXPress Interface	CXP-6: 1, 2 and 4 Links, GenICam XML
Dynamic Range	56.2dB
Full Well Capacity	22000 e <sup>-</sup>
SNR	43.4dB
Sensitivity	18 LSB10 /nJ/cm <sup>2</sup> , 3.4 V/lux.s (550 nm)
Exposure Mode	Continuous, Trigger Timed, Trigger Width
Exposure Control	Programmable from 1 µsec to 10 sec in 1 µsec steps
Trigger Control	Programmable Period in 1 µsec steps, External PWC
Analog Control	Analog Gain, Black Offset
Digital Control	Digital Gain, Gamma
Image Control	Auto & Man. Defect Pixel Correction
Special Functions	Programmable Exposure & Strobe Delay Programmable Region of Interest (H & V) User PRNU Calibration
Lens Mounts	F-Mount, M42, M58, M72, LM(Leica M), Custom OEM
Operating Temperature	0°C ~ 40°C, ext. temp. possible with reduced performance
Storage Temperature	-10°C ~ 70°C
Relative Humidity	20% ~ 90% non-condensing
Shock / Vibration	25G (Half sine 6-10ms XYZ) / 10G (5-150Hz, 1min, XYZ)
Power Requirements	24VDC ± 10%, 18W, ≤ 50mV Ripple
Power over CXP	PoCXP : 24VDC @ 18W, min. required CXP Links = 2 ch (CXP1,2)
Dimensions (H x W x L)	80mm x 80mm x 36.55mm without lens mount and connectors
Weight	400g (without lens mount), 540g (include F-Mount)
Compliance	CoaXPress 1.0, GenICam SFNC, RoHS, CE, FCC

\* All specifications subject to change without notice.

## Spectral Response



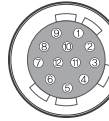
## Connector



Power Connector

PIN No.	I/O	Signal Name
1, 2, 3	VCC	+24VDC
4, 5, 6	GND	Ground

◀Connector: Hirose HR10A-7R-6S ▶Mating Connector: Hirose HR10A-7P-6P



Control Connector

PIN No.	I/O	Signal Name	PIN No.	I/O	Signal Name
1	Input	+Trigger	3	Output	+Strobe
2	Input	-Trigger	5	GND	Ground

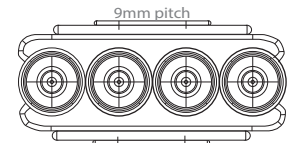
4, 6 - 12 Reserved - Do Not Connect

◀Connector: Hirose HR10A-10R-12S ▶Mating Connector: Hirose HR10A-10P-12P

### CoaXPress Connector

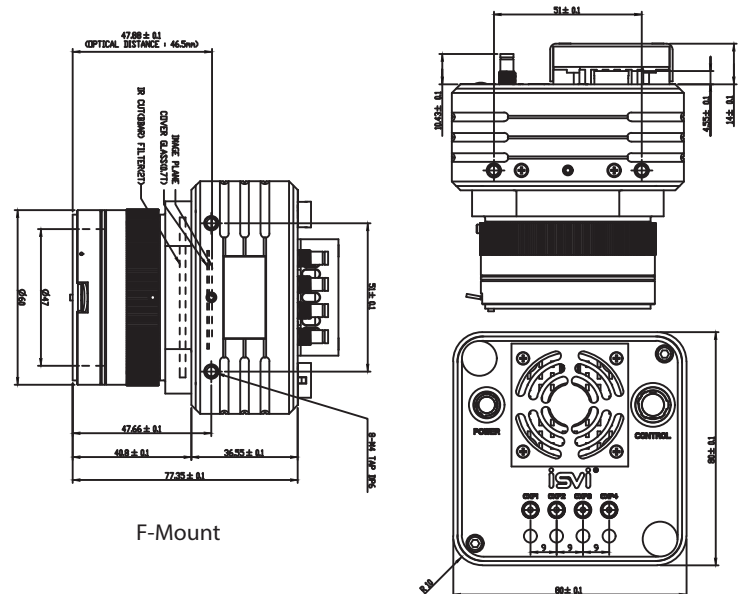


Mating Connector 75Ω DIN 1.0/2.3 Type IEC 61169-29 Standard male type (plug)



4-Multi-Connector Compatible

## Dimensions



## Ordering

IC - X 25S - CXP - X X X

**M** = Monochrome  
**C** = Color Bayer CFA  
**Chroma**

**FM** = F Mount  
**42** = M42x1.0  
**58** = M58x0.75  
**72** = M72x0.75  
**LM** = Leica - M  
**Lens Mount\*\***

**B** = BBAR\*  
**I** = IR Cut\*  
**N** = None  
**Filter\*\***

\* Monochrome standard with BBAR filter  
Color Bayer standard with IR Cut filter  
\*\* Custom OEM available