GV-54L2LE-M Rev.2 (1011620)

In development
The model is not yet in series production, but will be introduced shortly.



Specification

- PRELIMINARY -

Sensor

Sensor type	CMOS Mono
Shutter	Rolling shutter
Sensor characteristic	Linear
Readout mode	-
Pixel Class	13 MP
Resolution	12.62 Mpix
Resolution (h x v)	3552 x 3552 Pixel
Aspect ratio	1:1
ADC	12 bit
Color depth (camera)	12 bit
Optical sensor class	1/1.7""
Optical Size	7.104 mm x 7.104 mm
Optical sensor diagonal	10.05 mm (1/1.59")
Pixel size	2 µm
Manufacturer	Sony
Sensor Model	IMX676-AAMR1-C
Gain (master/RGB)	31.6x/-
AOI horizontal	same frame rate
AOI vertical	increased frame rate
AOI image width / step width	1056 / 2
AOI image height / step width	1 / 1
AOI position grid (horizontal/vertical)	2 / 1
Binning horizontal	increased frame rate
Binning vertical	increased frame rate
Binning method	
Binning factor	-
Subsampling horizontal	
Subsampling vertical	
Subsampling method	M/C automatic
Subsampling factor	-

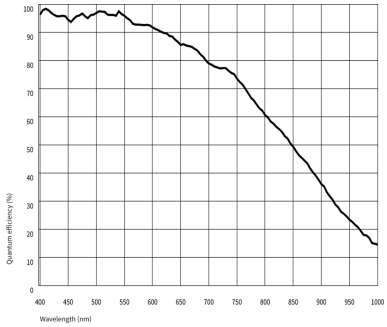

IDS Imaging Development Systems Inc.
92 Montvale Ave, Suite 4750 · Stoneham, MA 02180, USA · Phone +1 (781) 787-0048 · E-Mail usasales@ids-imaging.com

Model

Frame rate freerun mode	9.91528 fps
Frame rate trigger (continuous)	9.91528 fps
Frame rate trigger (maximum)	11 fps
Exposure time (minimum - maximum)	0.047 ms - 1999 ms
Long exposure (maximum)	119977 ms
Power consumption	2.5 W - 4.1 W

Ambient conditions

For PCB versions, refer to the separate hints in the respective documentation.

Allowed device temperature during operation	0 °C - 90 °C / 32 °F - 194 °F
Allowed ambient temperature during operation	0 °C - 40 °C / 32 °F - 104 °F
Allowed ambient temperature during storage	-20 °C - 60 °C / -4 °F - 140 °F
Humidity (relative, non-condensing)	20 % - 80 %

Connectors

Interface connector	GigE RJ45
I/O connector	10-pin Wuerth connector (WR-WTB 1.00 mm)
Power supply	12 V - 24 V

Pin assignment I/O connector

1	Power supply (VCC) 12-24 V
2	Power supply, ground
3	General Purpose I/O (GPIO) 2, 3.3 V - Line 3
4	General Purpose I/O (GPIO) 1, 3.3 V - Line 2
5	I2C SCL (signal clock) 3.3 V
6	I2C SDA (signal data) 3.3 V
7	Trigger input without optocoupler 3.3 V - Line 0
8	Flash output without optocoupler 3.3 V - Line 1
9	Ground (GND)
10	Voltage output 3.3 V, max. 100 mA

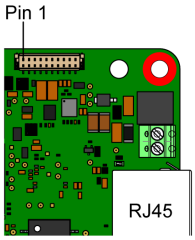

Design

Lens Mount	-
IP code	-
Dimensions H/W/L	45.0 mm x 45.0 mm x 15.0 mm
Mass	15 g
Housing material	-

Features

List of on-camera image pre-processing features.
All features of the table are available via our IDS peak software for image pre-processing on the host computer (sensor model dependent).

Image Acquisition	Freerun	✓
	Software trigger	✓
	Hardware trigger	✓
	Trigger controlled exposure	-
	Denoiser	✓
	Long exposure	✓
	Line scan	-
	Global start	-

IDS Imaging Development Systems Inc.
92 Montvale Ave, Suite 4750 · Stoneham, MA 02180, USA · Phone +1 (781) 787-0048 · E-Mail usasales@ids-imaging.com

Flashing	Flashing	-
	PWM flashing	-

Image Adjustments	Auto exposure	-
	Auto gain	-
	Auto whitebalance	-
	Color correction	-
	Gamma	-
	LUT	-
	Mirror/flip	X/Y

On-board Image Processing	Pixel formats	Mono8 Mono10 Mono10p Mono12 Mono12p
	Region of interest	✓
	Decimation (FPGA)	✓
	Decimation (Sensor)	
	Binning (FPGA)	-
	Binning (Sensor)	2x2 Increases frame rate.

Others	IP settings	✓
	Bandwidth management	✓
	Chunks	-
	Sequencer	-
	PTP	✓
	Firmware update	✓
	1st supported firmware version	

IDS Imaging Development Systems Inc.
92 Montvale Ave, Suite 4750 · Stoneham, MA 02180, USA · Phone +1 (781) 787-0048 · E-Mail usasales@ids-imaging.com