



HR CoaXPress

hr455MCX

General

Model	hr455MCX
Product code	F004096
Product series	HR CoaXPress
Status	Available

Sensor

Sensor type	Area scan
Chroma	Mono
Spectrum	Visible
Spectral range	400 nm to 1000 nm
Resolution	9,568 × 6,380 (61.00 MP)
Sensor model	Sony IMX455
Sensor architecture (material)	cmos
Shutter type(s)	rolling-shutter
Sensor size	35.98 × 23.99 mm (43.24 mm, 43.3mm (Type 2.7))
Pixel size	3.76 μm × 3.76 μm

Pixel formats

Sensor bit depth	8-Bit,10-Bit,12-Bit,16-Bit
Monochrome pixel formats	mono8, mono10, mono12, mono16

Imaging performance

Dynamic range	81.4 dB
SNR	47 dB

Timing and gain

Max. frame rate	18 fps
Exposure time	34 μ s to 60 s
Gain	0.0 dB to 36.0 dB

I/Os and power

Non-isolated lines	0 x LVDS input, 0 x LVDS output, 0 x TTL input, 0 x TTL output, 2 x 24V input, 4 x Open drain output,
Specific non-isolated lines	1 x RS232 input, 1 x RS232 output, 0 x RS422 input, 0 x RS422 output,
Opto-isolated lines	1 x Optical isolated input, 0 x Optical isolated input,
Power supply	10 to 25VDC, Power over CoaXPress
Power consumption	External: 14 W (typical)

Mechanical properties

Body dimensions (L x W x H in mm)	78 x 70 x 70
Filter/protection glass	N-BK7 - AR coating
IP class	IP30
Lens mount(s)	M58x0.75
Weight	420 g

On-board memory and FPGA

Non-volatile memory (Flash)	160 MByte
-----------------------------	-----------

Interfaces

Digital interface	cxp-6 with 4 connections
Interface connector	(Din1.0/2.3)

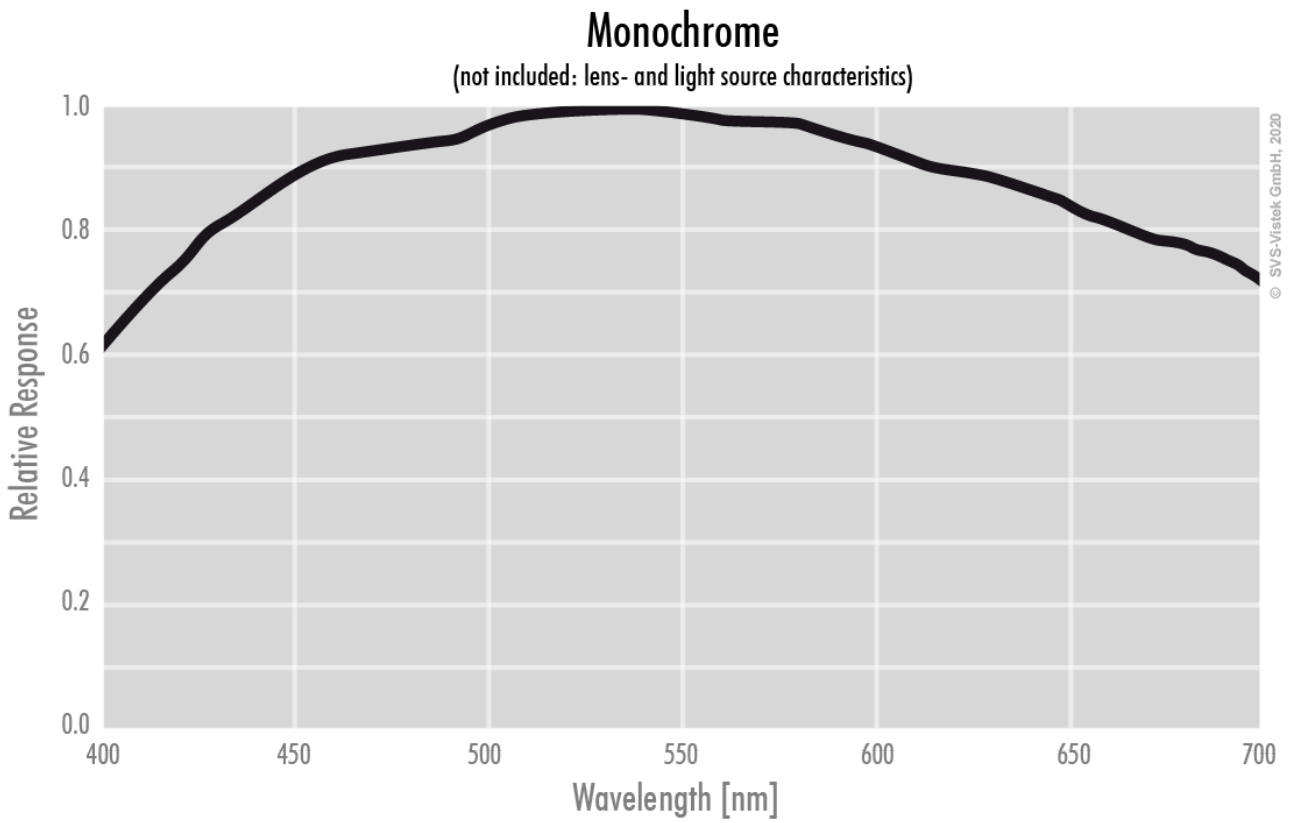
FW features - image control

Exposure modes	Manual, Auto
Gain modes	Auto, Manual
Image control features	FW Features - Image Control

FW features - camera control

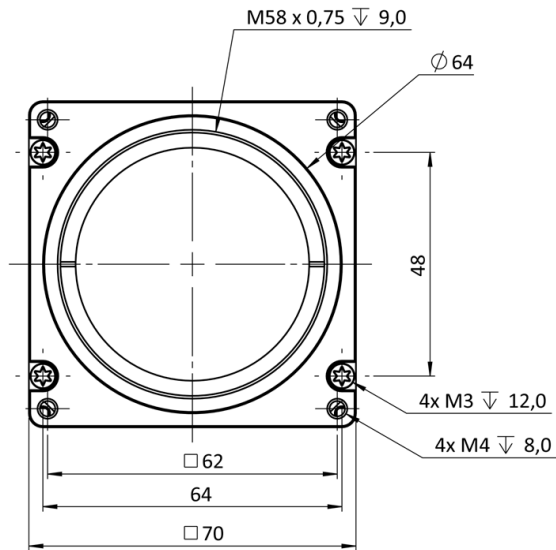
Trigger modes/sync	INTERNAL,SOFTWARE,EXTERNAL
Camera control features	PoCXP, User Sets, PWM(4), Sequencer,

Quantum Efficiency

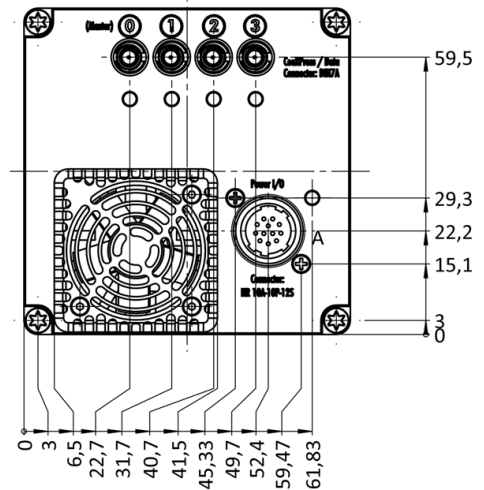


Technical Drawing

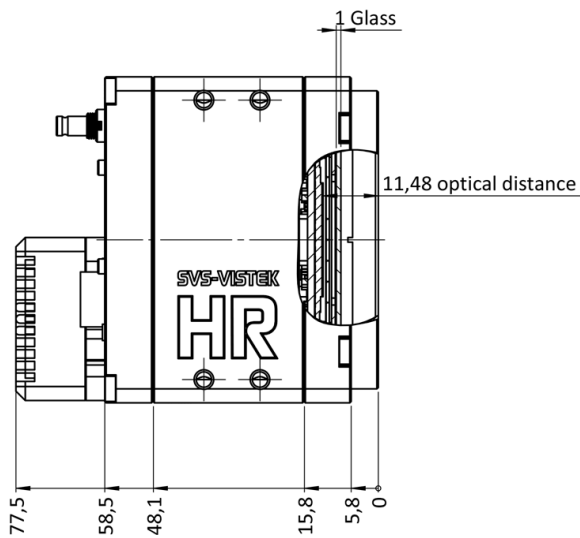
front



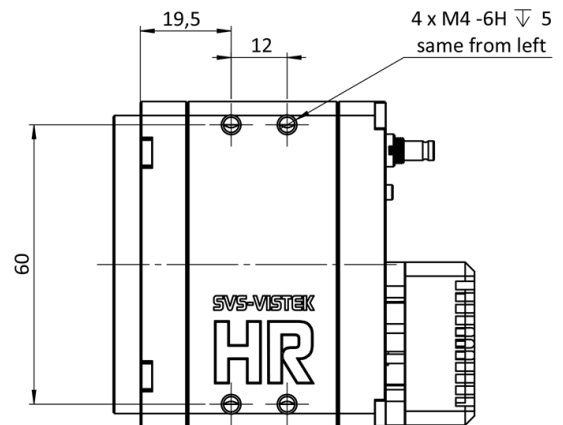
back



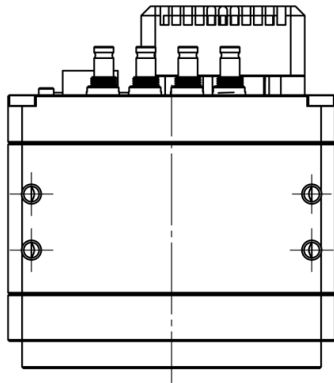
cross section



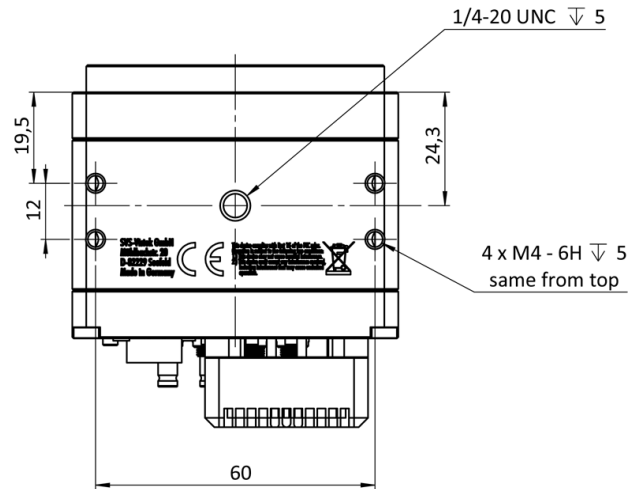
right side



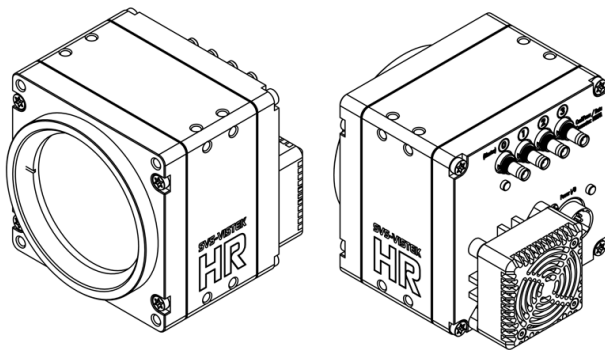
top



bottom



3D



I/O pin assignment



1	VIN - (GND)	7	OUT 1 (open drain)
2	VIN + (10V to 25V DC)	8	OUT 2 (open drain)
3	IN 4 (RXD RS232)	9	IN 3 + (opto In +)
4	OUT 4 (TXD RS232)	10	IN 3 - (opto In -)
5	IN 1 (0-24V)	11	OUT 3 (open drain)
6	IN 2 (0-24V)	12	OUT 0 (open drain)