

# LL5806

## High Intensity Line Light



- Aii** Intense illumination for long working distanced or large area applications.
- Aii** Works great in pairs to create a square area of illumination.

### Ordering Information

Standard Product:  
Shipped Next Day

**LL5806**

P/N: LL5806-WHI24  
Configured for use with user supplied 24v power supply.

Standard Product Variation:  
Shipped Within Two Weeks

	Spectral wavelength	Heat Sink Option	Wash Down Option	Optional power compatibility
LL5806 -	XXX	X	X	XX
	(blue) 470	H	W	IC
	(green) 530	(See spec below)		12
	(red) 625			24
	(white) WHI			

**Optimal working distance:**  
152.4mm (6") - 609.6mm (24")

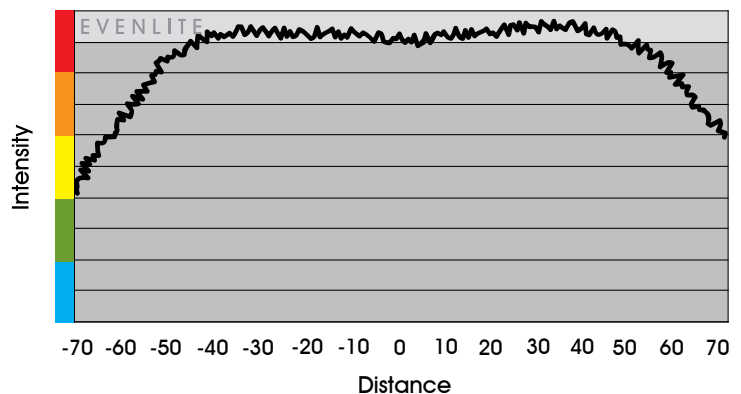
### Light Consistency Information

Intensity Distribution

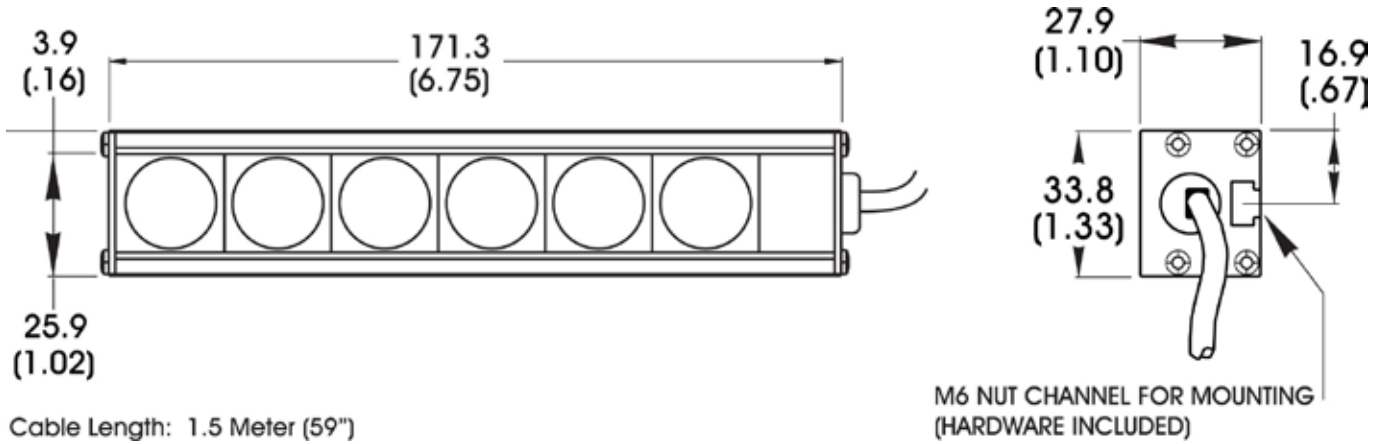


[Taken at 152.4mm (6")]

Intensity Cross Section

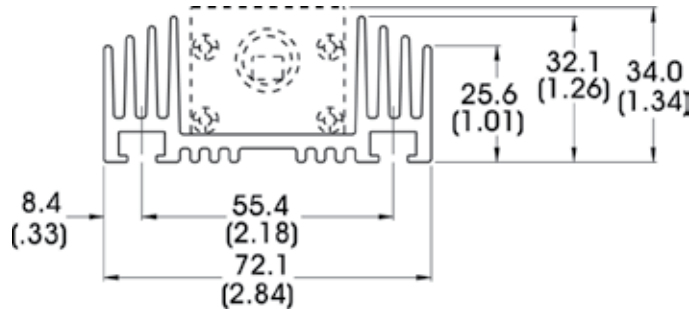


## Dimensional Information



Cable Length: 1.5 Meter (59")

## Optional Heat Sink



## Standard Variation Current Specifications

	blue	green	yellow	orange	red	infra-red	white	RGB	
@12	700	700	N/A	N/A	700	N/A	700	N/A	mA
@24	350	350	N/A	N/A	350	N/A	350	N/A	mA
Ai	400	400	N/A	N/A	400	N/A	400	N/A	

## General Specifications

Weight:	226.8 g (8oz)
Finish:	Black Anodized
Operating Temperature:	0-60°C
Meets Specifications:	CE, RoHS

## Standard Product Information

Red	Max. Illumination	Irradiance (mW/cm <sup>2</sup> )	Illuminance (Lux)
	Working Distance: 6"	4.5	7,300
	Working Distance: 12"	2.4	4,100
	Lifetime	50,000 hrs	
White	Max. Illumination	Irradiance (mW/cm <sup>2</sup> )	Illuminance (Lux)
	Working Distance: 6"	6.2	26,000
	Working Distance: 12"	3.1	13,700
	Lifetime	50,000 hrs	

## Additional Information

802.767.3830