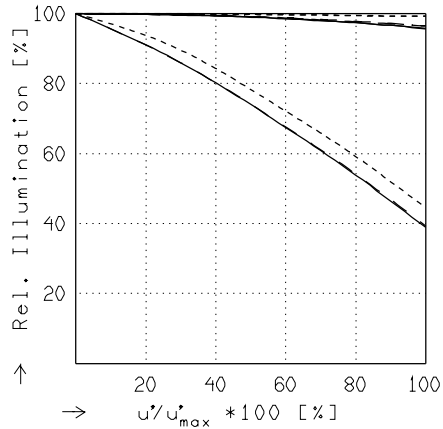
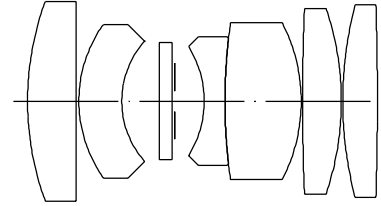


## XENOPLAN 1.4/17MM

$$\begin{aligned}
 f' &= 17.6 \text{ mm} & \beta_p &= 2.964 \\
 s_F &= 6.1 \text{ mm} & s_{EP} &= 12.0 \text{ mm} \\
 s_{F'} &= 13.2 \text{ mm} & s_{AP} &= -38.9 \text{ mm} \\
 HH' &= -2.8 \text{ mm} & \Sigma d &= 25.2 \text{ mm}
 \end{aligned}$$

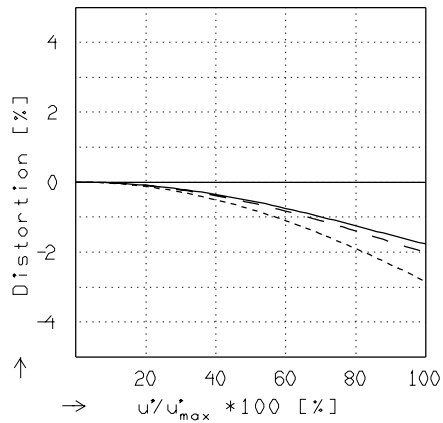


### RELATIVE ILLUMINATION

The relative illumination is shown for the given focal distances or magnifications.

$$f / 1.5 \quad f / 4.0 \quad f / 8.0$$

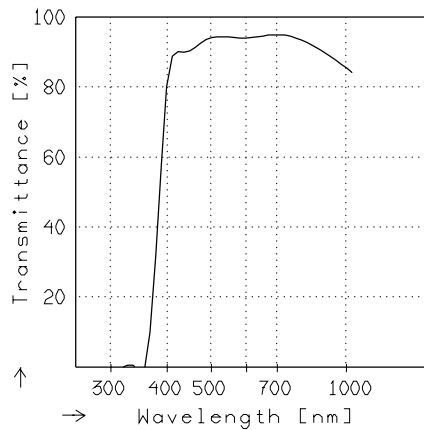
—	$\beta' = 0.0000$	$u'_{max} = 5.5$	$00' = \infty$
- -	$\beta' = -0.0200$	$u'_{max} = 5.5$	$00' = 911.$
- · -	$\beta' = -0.1000$	$u'_{max} = 5.5$	$00' = 210.$



### DISTORTION

Distortion is shown for the given focal distances or magnifications. Positive values indicate pincushion distortion and negative values barrel distortion.

—	$\beta' = 0.0000$	$u'_{max} = 5.5$	$00' = \infty$
- -	$\beta' = -0.0200$	$u'_{max} = 5.5$	$00' = 911.$
- · -	$\beta' = -0.1000$	$u'_{max} = 5.5$	$00' = 210.$



### TRANSMITTANCE

Relative spectral transmittance is shown with reference to wavelength.