

# BI-TELECENTRIC LENS FOR 2/3" TO 1/4" DETECTORS



WWW.OPTO-ENGINEERING.COM

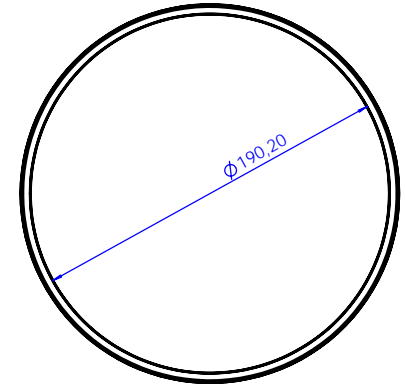
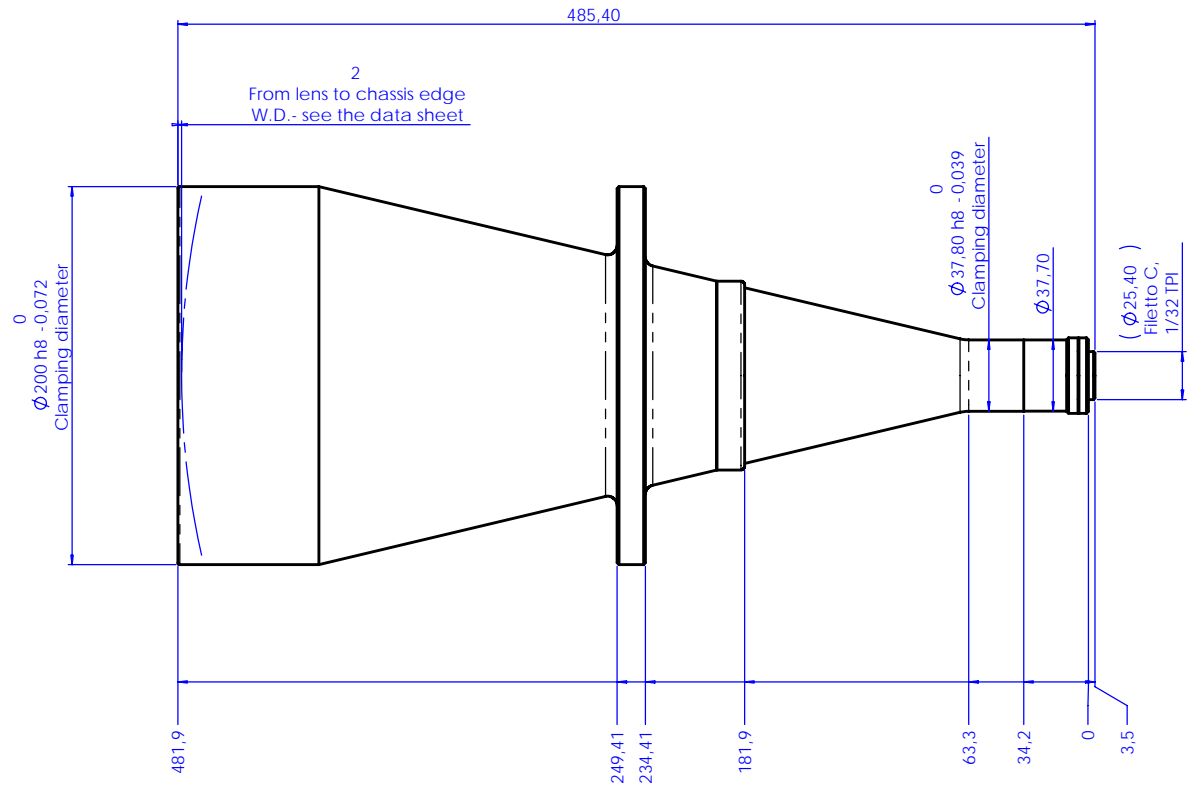
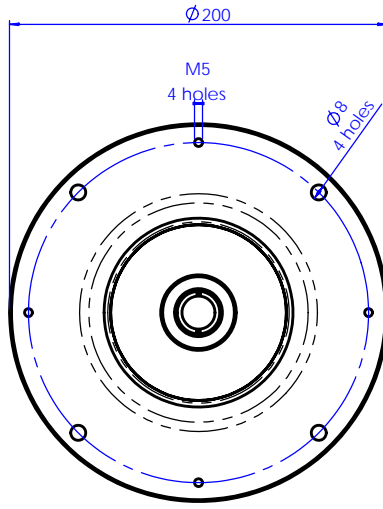


<b>Model:</b>	<b>TC 23 144</b>		
<b>Magnification (X):</b>	0,06		
<b>Object Field (mm):</b>	1/4" (3,6 x 2,7):	58,9	x 44,2
	1/3" (4,8 x 3,6):	78,5	x 58,9
	1/2" (6,4 x 4,8):	104,7	x 78,5
	1/1.8" (7,13 x 5,37):	116,6	x 87,8
	2/3" (8,8 x 6,6):	144,0	x 108,0
<b>Working Distance (mm):</b>	398,0 +/- 12		
<b>Working F-number:</b>	8		
<b>MTF @70 lp/mm (%):</b>	> 40		
<b>Field Depth (mm):</b>	160,0	@	F/ 8
<b>Image side N.A.:</b>	0,062		
<b>Object side N.A.:</b>	0,004		
<b>Telecentricity (degree):</b>	<0,08		
<b>Distortion (%):</b>	<0,08		
<b>Mount:</b>	C		
<b>Length (mm):</b>	483		
<b>Maximum external diameter (mm):</b>	200		
<b>Weigh (g):</b>	4900		

## NOTES:

- 1) The inner aperture diaphragm can be supplied on request with smaller apertures in order to achieve a larger Field Depth
- 2) Tailored diffusive Ring Light available on request
- 3) Custom flanges and mechanical interfaces can be provided on request
- 4) Can be coupled to a collimated light illuminator like LT CL 144

Rev No.	Description	Date	Name
A	First light	17/03/06	A.Vismara



Material	N.A.	Mass	5.77 kg	Scale	1:2
Surface treatment	N.A.	Project-Prod.Item/Instrument	Telecentric lens 23 144		
Geometrical tolerance (ISO 2768-2)		Class	K	Undimensioned Bevels	1x45°
Linear tolerance (ISO 2768-2)		Class	m	Undimensioned radii	R 0.5
0.5	>3-	>6-	>30-	>120-	>400-
-3	6	30	120	400	1000
±0.1	±0.1	±0.2	±0.3	±0.5	±0.8
		Class	m	±1.2	±2
		Date	Name		
		Designed	17/03/06	A.Vismara	
		Draw	17/03/06	A.Vismara	
		Checked	x	C.Sedazzari	
		Date	Name		
		17/03/06	A.Vismara		
		17/03/06	A.Vismara		
		x	C.Sedazzari		
		Drawing No.			
		02351-0-A			
		Sheet			
		1/1			