

# BI-TELECENTRIC LENS FOR 1/2" (1/1.8") TO 1/4" DETECTORS



WWW.OPTO-ENGINEERING.COM

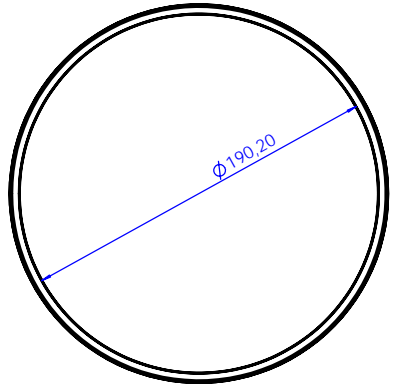
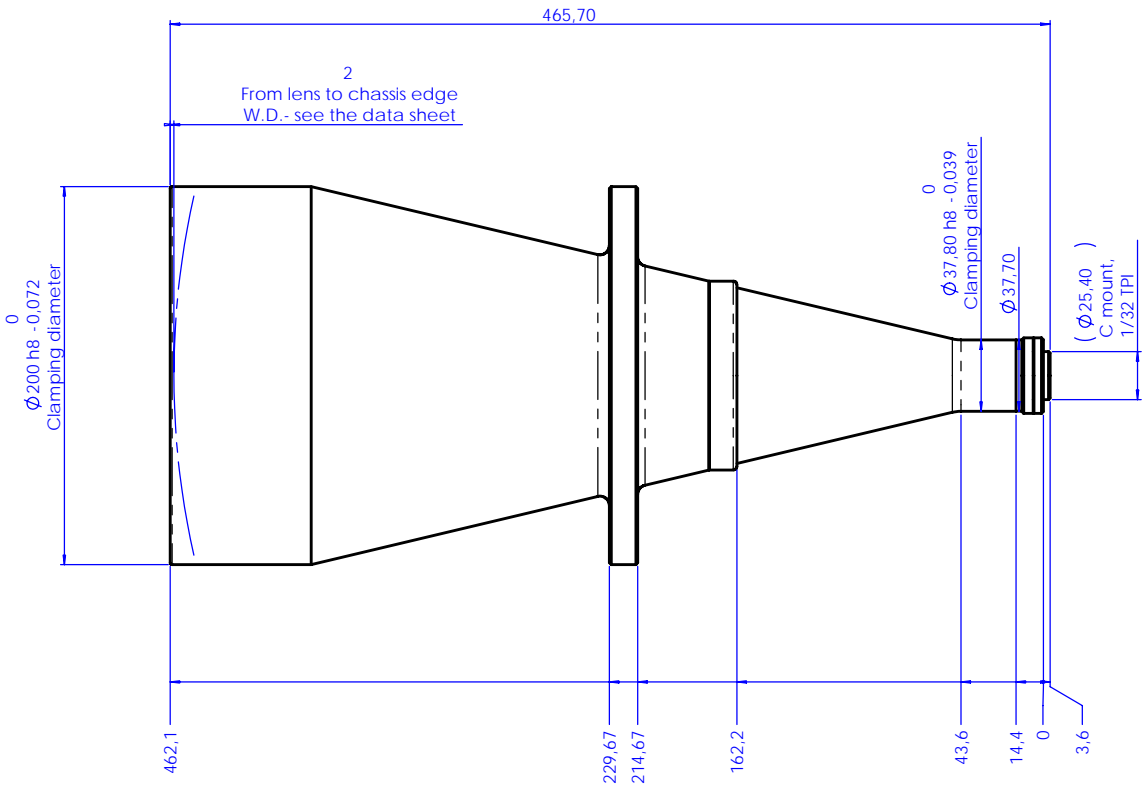
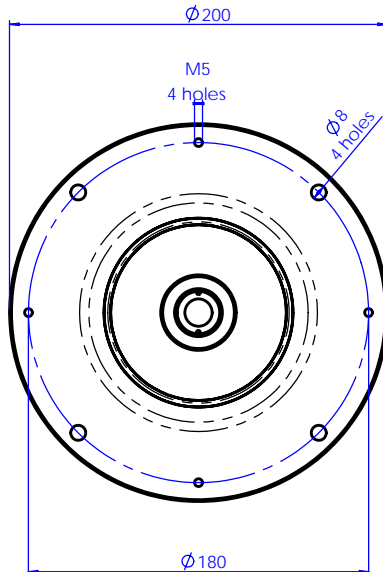


<b>Model:</b>	<b>TC 12 144</b>		
<b>Magnification (X):</b>	0,04		
<b>Object Field (mm):</b>	1/4" (3,6 x 2,7):	81,0	x 60,8
	1/3" (4,8 x 3,6):	108,0	x 81,0
	1/2" (6,4 x 4,8):	144,0	x 108,0
	1/1.8" (7,13 x 5,37):	160,4	x 120,8 (5)
	2/3" (8,8 x 6,6):	Ø = 148,5	
<b>Working Distance (mm):</b>	398,0 +/- 12		
<b>Working F-number:</b>	8		
<b>MTF @70 lp/mm (%):</b>	>35		
<b>Field Depth (mm):</b>	260,0	@	F/ 8
<b>Image side N.A.:</b>	0,062		
<b>Object side N.A.:</b>	0,003		
<b>Telecentricity (degree):</b>	<0,08		
<b>Distortion (%):</b>	<0,08		
<b>Mount:</b>	C		
<b>Length (mm):</b>	462		
<b>Maximum external diameter (mm):</b>	200		
<b>Weigh (g):</b>	4700		

## NOTES:

- 1) The inner aperture diaphragm can be supplied on request with smaller apertures in order to achieve a larger Field Depth
- 2) Tailored diffusive Ring Light available on request
- 3) Custom flanges and mechanical interfaces can be provided on request
- 4) Can be coupled to a collimated light illuminator like LT CL 144
- 5) Small vignetting at the image corners possible

Rev No.	Description	Date	Name
A	First light	14/06/06	A.Vismara



Material	N.A.	Mass	6.5 kg	Scale	1:2
Surface treatment	N.A.	Project/Prod./Item/Instrument	Telecentric lens 12 144		
Geometrical tolerance (ISO 2768-2)		Class	K	Undimensioned Bevels	1x45°
Linear tolerance (ISO 2768-2)		Class	m	Undimensioned radii	R 0.5
0.5	>3-	>6-	>30-	>120	>400-
-3	6	30	120	400	1000
±0.1	±0.1	±0.2	±0.3	±0.5	±0.8
		Class	m	±1.2	
www.opto-engineering.com		Date	Name		
Designed		14/06/06	A.Vismara		
Draw		14/06/06	A.Vismara		
Checked		x	C.Sedazzari		
Drawing No.		02371-0-A			Sheet
					1/1
Reproduction forbidden without specific authorization					