

■ 3 x 8192 pixels

■ 49 kHz


Sweep+ Series



## ❖ SW-8000T-SFP

3-CMOS prism line scan camera

**GIG**  
VISION



- 3 x 8192 pixel prism-based line scan camera
- Provides 10GBASE-R (fiber optic) output over SFP+ interface
- Max. line rate of 49.5 kHz for RGB8 output
- Prism technology for superior color quality and better color differentiation
- New "State of the art" CMOS sensors with 3.75 x 5.78  $\mu\text{m}$  pixels
- Supports vertical dual-line binning, 2x horizontal binning, or both
- ROI capability can increase line rate by reducing number of pixels per line
- Flat field correction and color shading correction
- HSI and XYZ color space conversion
- Supports direct connection to rotary encoders plus large variety of trigger options
- GigE Vision 2.0 interface with selectable YUV, 3 x 8-bit RGB, or 3 x 10-bit RGB output
- Excellent shock and vibration resistance



# Specifications for SW-8000T-SFP

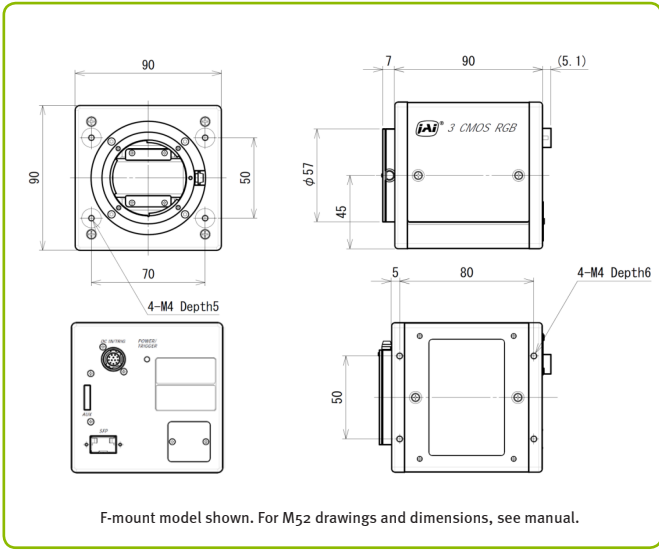
# Sweep+ Series

Specifications	SW-8000T-SFP
Scanning system	3 high-speed CMOS line sensors, prism-mounted
Active pixels	3 x 8192 pixels (R, G, B)
Line rate (full width)	Up to 49.5 kHz (variable) for 8-bit RGB 73.5 kHz possible with YUV compression
Sensor width	30.72 mm
Pixel size	3.75 $\mu\text{m}$ x 5.78 $\mu\text{m}$
Ethernet speeds	10GBASE-SR / 10GBASE-LR / 10GBASE-ER
Video output	RGB8, RGB10V1Packed, RGB10p32, YUV422_8_UVYV, YUV422_8
Object illuminance (min.)	157.3 lx @ 7800 K (Gain 30 dB, 525 $\mu\text{s}$ exp., 50% video, f/2.8)
Responsivity	43 DN/nJ/cm <sup>2</sup> (G channel, 10-bit @ 550 nm, 0 dB gain)
S/N ratio	>54 dB on green, 10-bit with 0 dB gain
Inputs (Trigger)	1 Opto In + 1 TTL via 12-pin, 2 TTL via 10-pin, Pulse Generator (4), NAND Out (2), Action (4), User Out (4)
Outputs	2 TTL via 12-pin, 2 TTL via 10-pin
Gain	Digital Master: 0 to +30 dB, R/B: -4 to +12 dB Digital Individual: 0 to +36 dB
White balance	Manual/one-push auto by gain or exposure (4000K - 9000K) 3 Presets (5000K, 6500K, 7500K)
Gamma	0.45 to 1.0 (9 steps) or 257-point LUT
Image processing	PRNU/DSNU, black level, flat shading and color shading correction, chromatic aberration adjustment, horizontal mirroring, noise filtering
Color space conversion	RGB to HSI, XYZ (CIE), sRGB, Adobe RGB, or User Custom RGB
Exposure modes	No shutter, timed, and trigger width control
Electronic shutter	3 $\mu\text{s}$ to 22222 $\mu\text{s}$ in 1 $\mu\text{s}$ increments at 45 kHz. Exposure time can be longer at slower line rates.
Pulse width control	1.8 $\mu\text{s}$ to ~1 sec
Time synchronization	Support for Precision Time Protocol (IEEE 1588)
Lens mount	Nikon F-mount or M52 mount (46.5 mm flange back for both mounts)
Operating temp. (ambient)	-5°C to +45°C (20 to 80% non-condensing)
Storage temp. (ambient)	-25°C to +60°C (20 to 80% non condensing)
Vibration	3G (20 Hz to 200 Hz, XYZ directions)
Shock	50G
Regulations	CE (EN61000-6-2 and EN61000-6-3) FCC Part 15 Class B, RoHS/WEEE, KC
Power	12-pin PoE +10V to +25V DC. 11.5 W typical @ 12V Not supported.
Dimensions (H x W x L)	(without connector and lens mount protrusions) 90 mm x 90 mm x 90 mm
Weight	840 g

## Ordering Information

SW-8000T-SFP-F	3-CMOS prism line scan camera with F-mount
SW-8000T-SFP-M52	3-CMOS prism line scan camera with M52 mount

## Dimensions (F-mount)



## Connector pin-out

### DC In / Trigger

HIROSE HR10A-10R-12PB(71)

Pin	Signal
1	Ground
2	DC in +10V to +25V
3	Ground
4	Reserved
5	Opto in 1-
6	Opto in 1+
7	TTL out 4
8	NC
9	TTL out 1
10	TTL in 1
11	DC in +10V to +25V
12	Ground

### SFP+ Interface

SFP

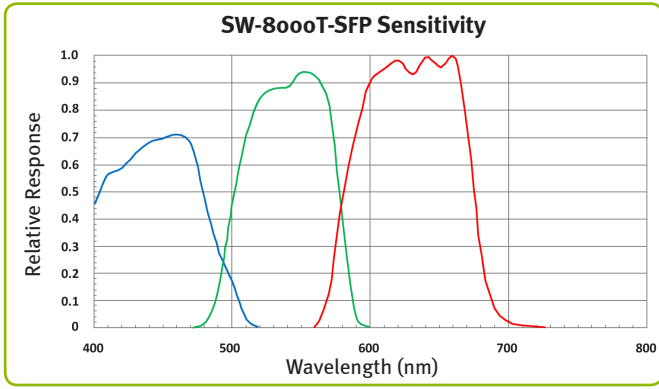
SFP+ transceiver module must support:

- 10GBASE-R
- Power level 1

Maximum fiber optic cable lengths

- » 10GBASE-SR: 300m (cable type OM3)
- » 10GBASE-SR: 400m (cable type OM4)
- » 10GBASE-LR: 10km (cable type OS2)
- » 10GBASE-ER: 40km (cable type OS2)

## Spectral response



**Europe, Middle East & Africa**  
Phone +45 4457 8888  
Fax +45 4491 8880

**Asia Pacific**  
Phone +81 45 440 0154  
Fax +81 45 440 0166

**Americas**  
Phone (Toll-Free) 1 800 445 5444  
Phone +1 408 383 0300

Visit our website on [www.jai.com](http://www.jai.com)

See the possibilities



Company and product names mentioned in this datasheet are trademarks or registered trademarks of their respective owners. JAI A-5 Cannot be held responsible for any technical or typographical errors and reserves the right to make changes to products and documentation without prior notice. August 2020